

# INDUSTRIAL LUBRICATION FITTINGS

## SPECIALTY FITTINGS

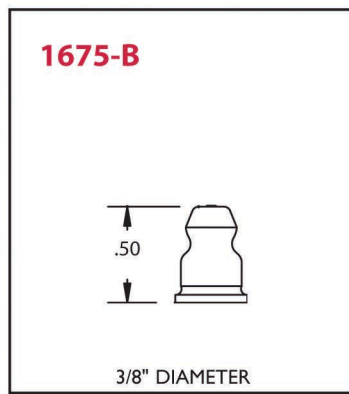
### Rivet Fittings

Alemite Rivet Fittings are used where threaded or drive fittings are difficult to use. They are commonly used for king pin applications.

Product #	Configuration	Overall Length	Fitting Diameter	Rivet Diameter
1675-B	Straight	1/2"	3/8"	5/16"

#### FEATURES:

- Exceeds 72 hour salt spray test
- Dirt excluding check ball
- Trivalent zinc plating
- RoHS compliant



### Pin Type Fittings

Alemite Pin Type Fittings have positive locking action on coupler and cross pin, providing a leakproof connection.

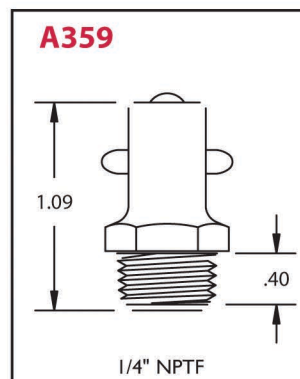
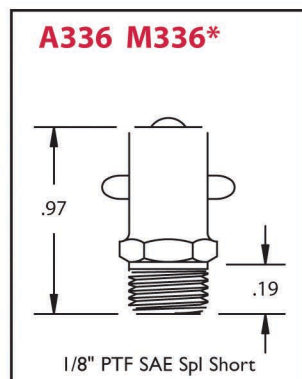
Product #	Thread	Configuration	Hex Size	Overall Length	Shank Length
A336	1/8" PTF	Straight	7/16"	31/32"	17/64"
A359	1/4" NPTF	Straight	17/32"	1-3/32"	5/16"
M336	1/8" PTF	Straight	7/16"	31/32"	17/64"

#### FEATURES:

- Exceeds 72 hour salt spray test
- Dirt excluding check ball
- Trivalent zinc plating
- RoHS compliant

#### RECOMMENDED ACCESSORIES:

- Pin Type Couplers (VB942, 50491, 51185)



\*Brass Body and Ball, Monel Pin

Please refer to page 111 for Couplers.